

Algerian American Foundation 2018 Summer University

AAF2018SUM

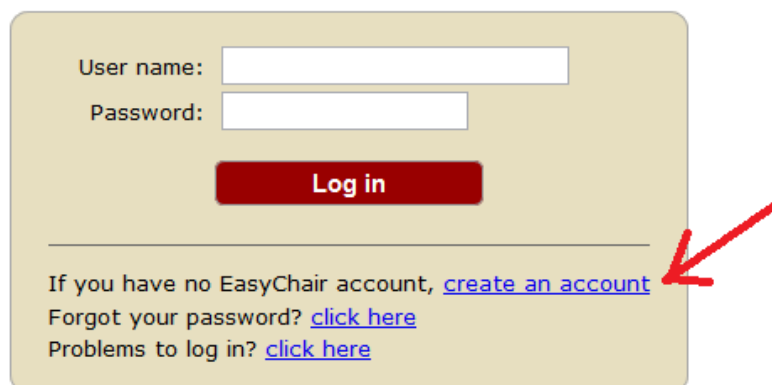
Instructions for Authors

For your guidance, Please follow these steps:

1) Navigate to the [AAF2018SUM](#) EasyChair system, at:

<https://easychair.org/conferences/?conf=aaf2018sum>

2) Setting up an account using "[create an account](#)"



User name:
Password:
Log in

If you have no EasyChair account, [create an account](#)
Forgot your password? [click here](#)
Problems to log in? [click here](#)

3) check the box and, type the text that you see in the image and click on "Continue".

Create an EasyChair Account: Step 1

To use EasyChair, one should first create an account. The procedure for creating an account is the following.

1. You should type the text that you see in the image below [and click on "Continue"](#).
2. If you type the text correctly, you will be asked to fill out a simple form with your personal information.
3. After you filled out the form, EasyChair will send you an email with a link that you can use to complete the account creation.



Je ne suis pas un robot 
reCAPTCHA
Confidentialité - Conditions

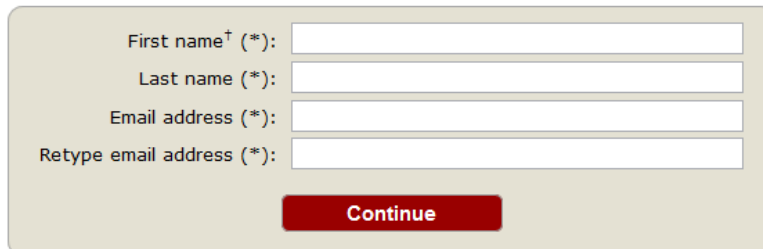
Continue

4) Fill out the following form , and click on "Continue".

Create an EasyChair Account: Step 2

Please **fill out the following form**. The required fields are marked by (*)

Note that **the most common reason for failing to create an account is an incorrect email address** so please type your email address correctly.



Now that you have an Account you need to activate it!

Check your email and click the activation link.

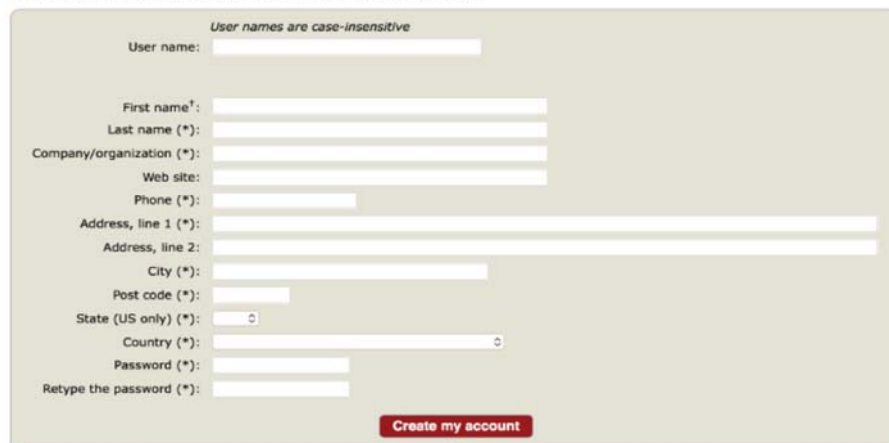
5) EasyChair account confirmation:

To create an EasyChair account, please click on the **activation link**.

6) Fill out all of the required information:

Create an EasyChair Account: Last Step

Hello Marco Vimercati! To complete the creation of your account please fill out the following form. You should create the account within 20 minutes, otherwise you will have to fill out this form from scratch.



After the account is registered, you may log in to **AAF2018SUM** simply using your username and Password

<https://easychair.org/conferences/?conf=aaf2018sum>

Submit your Registration Form and CV

- 1) After logging in to the EasyChair website for [AAF2018SUM](#), you may click on the “New Submission” link located in the top-left corner of the menu bar.
- 2) Follow the on-screen instructions and fill out all of required information about the authors.

Author Information

For each of the authors please fill out the form below. Some items on the form are explained here

- **Email address** will only be used for communication with the authors. It will not appear in the submission page.
- **Web site** can be used on the conference Web pages, for example, for making the program.
- Each author marked as a **corresponding author** will receive email messages from the system.

Author 1 ([click here to add yourself](#)) ([click here to add an associate](#))

First name[†] (*):

Last name (*):

Email (*):

Country (*):

Organization (*):

Web site:

Corresponding author:

Author 2 ([click here to add yourself](#)) ([click here to add an associate](#))

First name[†] (*):

Last name (*):

Email (*):

Country (*):

Organization (*):

Web site:

Corresponding author:

Author 3 ([click here to add yourself](#)) ([click here to add an associate](#))

First name[†] (*):

Last name (*):

Email (*):

Country (*):

Organization (*):

Web site:

Corresponding author:

[Click here to add more authors](#)

[†] Note: leave first name blank if there is no first name. If you are not sure how to divide a name

3) Fill out the text abstract, keywords and the related topics.

Title and Abstract

The title and the abstract should be entered as plain text, they should not contain HTML elements.

Title (*):	<input type="text"/>
Abstract (*):	<div style="border: 1px solid #ccc; height: 150px;"></div>

Keywords

Type a list of keywords (also known as key phrases or key terms), **one per line** to characterize your submission. You should specify at least three keywords.

Keywords (*):	<div style="border: 1px solid #ccc; height: 100px;"></div>
---------------	--

Topics

Please select topics relevant to your submission from the following list.

<input type="checkbox"/> Biology, Biotechnology and Health	<input type="checkbox"/> Smart Grids
<input type="checkbox"/> Civil Engineering and Architecture	<input type="checkbox"/> Smart Grids in Batna2

4) Please fill out the PDF registration form, attach your CV to it (you can create a .zip file) and send the whole document.

Click on the “Submit” link to submit your document.

Uploads

The following part of the submission form was added by AAF2018SUM. It has neither been checked nor endorsed by EasyChair

Paper. Upload your paper. The paper must be in PDF format (file extension .pdf)

Aucun fichier sélectionné.

Ready?

If you filled out the form, press the 'Submit' button below. **Do not press the button twice: uploading may take time!**

After completing a submission, a new menu bar ("Submission #" or "My Submissions" in the case of multiple submissions) is created.